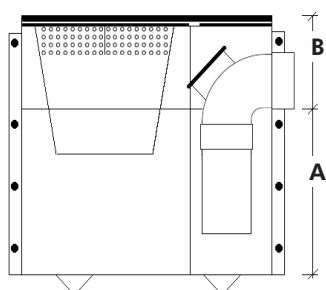


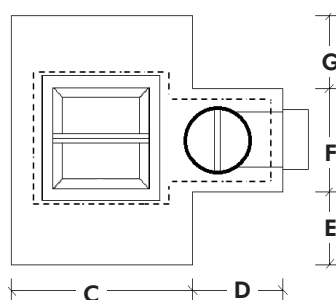
Below Ground

Type	Internal Dimensions (mm)			
	A	B	C	
Silt Pit		315	527	330 255
CUSTOM				

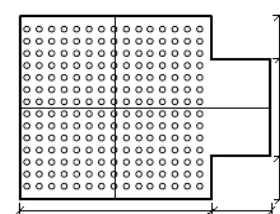
Section View



Plan View



Grate View



Application & Features

Designed for below ground installations in wash down area for the collection or silt and general solids.

- Manufactured from 6mm Polypropylene.
- Standard fittings supplied with tank-
 - M10 perforated removable galvanized steel straining basket.
 - M10 perforated removable galvanized steel grate.
- 100mm I.O outlet.
- Below ground model requires cast iron access cover capable of being removed by one person
- **(available at additional cost)**
- Below ground model should be surrounded with 100mm thick concrete walls & base.